



# Intelligent Urban Water Distribution using Digital Twin and Dynamic Data Mapping

**Bhargavi Jangam, Kommu Akanksha, Chittneni Sai Varshitha, Thota Kokila Hamsanadham**

Department of CSE (AI and ML) of ACE Engineering College, Hyderabad, India.

**ABSTRACT:** Managing water distribution in urban areas is becoming increasingly difficult due to population growth, uneven demand, and leakage issues. Traditional systems lack real-time monitoring and efficient control mechanisms. This project introduces a smart water distribution system using Digital Twin technology combined with dynamic data mapping. A Digital Twin creates a virtual model of the physical water network, allowing continuous monitoring and analysis.

The system can work with flexible datasets such as CSV files uploaded by users. It automatically identifies key parameters like flow rate, pressure, and consumption patterns. By using this data, the system helps detect inefficiencies, predict issues, and improve decision-making. Overall, this approach enhances water management by making it more accurate, responsive, and efficient.

## I. INTRODUCTION

Rapid urban growth has made efficient water management a serious concern in modern cities. As the population continues to increase, the demand for water is also rising quickly. Along with this, issues such as leakage, water wastage, and unequal distribution have become more common. To address these challenges, advanced solutions like Digital Twin technology and smart data-driven systems are gaining attention.

A Digital Twin can be understood as a virtual copy of a real system that continuously updates itself using real-time or simulated data. In this system, it creates a digital representation to understand how water moves through pipelines and storage facilities. This virtual model allows engineers and decision-makers to observe and manage the system remotely, without needing physical inspection everywhere.

Conventional water management methods mostly rely on manual observation and fixed operational schedules. These approaches are often inefficient because they lack real-time monitoring and cannot quickly adapt to sudden changes in the system. As a result, problems such as water loss and inconsistent supply may occur.

This project aims to design a smart water distribution system using Digital Twin technology. The system focuses on improving monitoring, analysis, and control of water resources. By applying data-driven methods, it becomes possible to detect issues at an early stage and ensure more efficient use of available water.

## II. EXISTING SYSTEM

Most existing water distribution systems rely on basic monitoring techniques and predefined rules. Data is usually collected manually or through simple sensors, but it is not used effectively for analysis or prediction.

In many cases, these systems do not provide real-time updates. As a result, issues like pipeline leakage or pressure drops are detected very late. This delay can cause water wastage and increase maintenance costs.

Another limitation is the lack of flexibility. Traditional systems are designed for specific conditions and cannot easily adapt to changes in demand or environmental factors. They also do not support advanced data analysis or simulation. Moreover, existing systems often require human intervention for decision-making. This makes the process slow and less efficient. Since there is no intelligent optimization, the overall performance of the system is limited. These drawbacks highlight the need for a smarter solution that can handle complex urban water systems effectively.

### III. PROPOSED SYSTEM

The proposed system introduces a Digital Twin-based approach for urban water distribution. It creates a virtual model of the physical water network, which is continuously updated using input data. The system begins by accepting datasets such as CSV files containing water-related information. It then processes the data to identify important features like flow rate, pressure levels, and consumption patterns.

Using this information, the Digital Twin simulates the behavior of the real system. It allows users to monitor the network in real time and detect any abnormalities. For example, sudden drops in pressure can indicate leakage. The system is designed to be flexible and scalable. It can work with different types of datasets and can be integrated with various analysis tools. It also reduces manual effort by automating data processing and monitoring tasks. Overall, this approach provides a smarter way to manage water distribution, improving efficiency and reducing wastage.

### IV. METHODOLOGY

#### i. Data Collection

The system starts by collecting input data from sources such as CSV files or sensors.

#### ii. Data Preprocessing

The collected data is cleaned, missing values are handled, and the dataset is normalized.

#### iii. Feature Identification

Important parameters like flow, pressure, and usage are identified from the dataset.

#### iv. Digital Twin Modeling

A virtual model of the water distribution system is created using the processed data.

#### v. Simulation and Monitoring

The system simulates real-time behavior and monitors system performance continuously.

#### vi. Issue Detection

Any abnormal patterns such as leakage or pressure drops are detected.

#### vii. Optimization

The system suggests improvements for better water distribution and efficiency.

#### viii. Output Generation

Final results and insights are displayed for analysis and decision-making.

### V. SYSTEM ARCHITECTURE

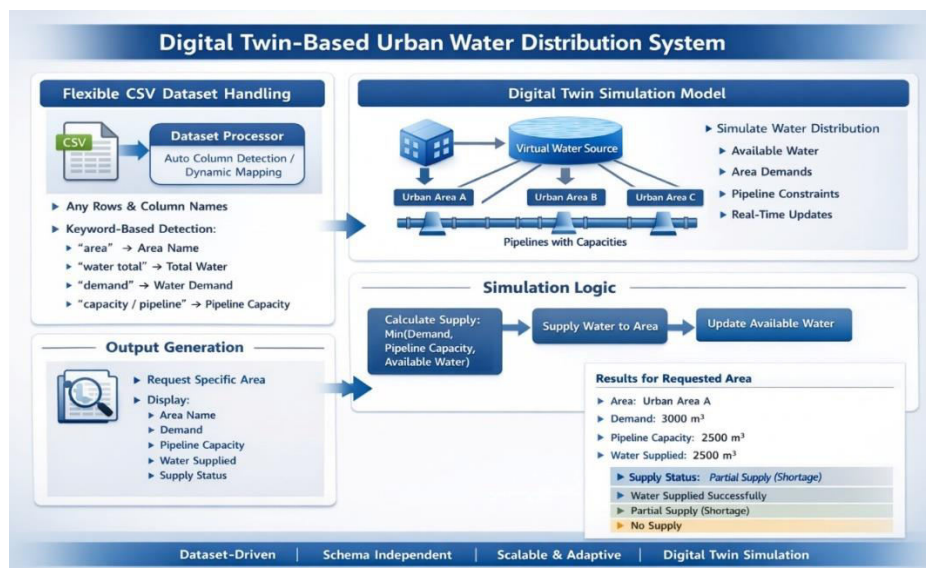


Figure 1: System Architecture of the proposed Digital Twin-Based water distribution system

The architecture of the system is designed to ensure smooth data flow and efficient processing. It starts with the input layer, where datasets are uploaded into the system. This data is then passed through a preprocessing module that cleans and prepares it for analysis.

Next, the processed data is used to build the Digital Twin model. This model acts as a virtual copy of the real water distribution system. It continuously updates itself based on incoming data. The analysis module evaluates the system's performance and identifies potential issues. It also helps in predicting future conditions based on current trends. Finally, the output module displays results such as system status, detected issues, and suggested improvements. This helps users make informed decisions quickly.

### VI. RESULTS AND OUTPUT

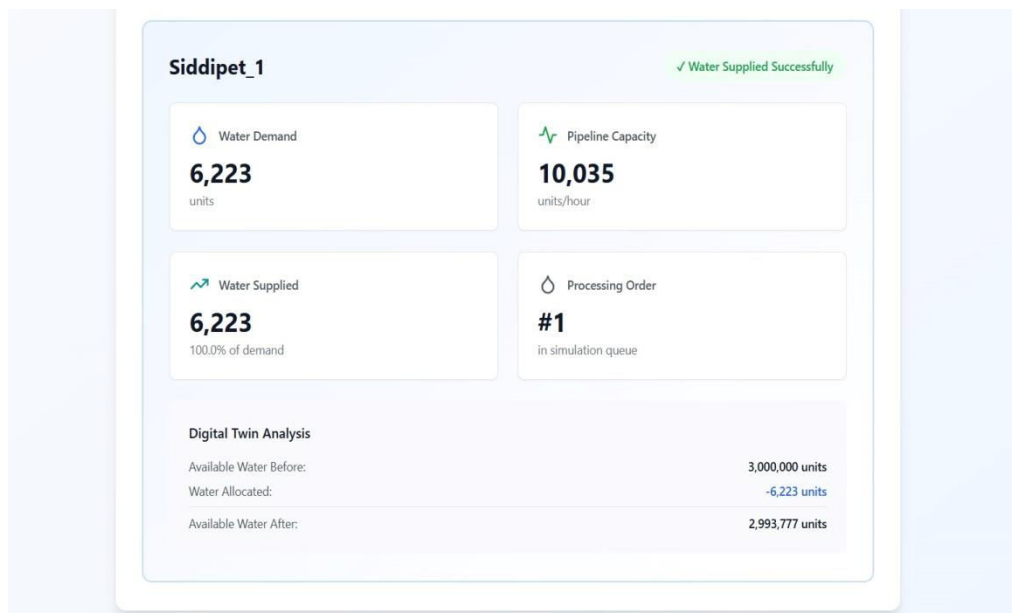


Figure 2: Digital Twin Output Showing Successful Water Supply

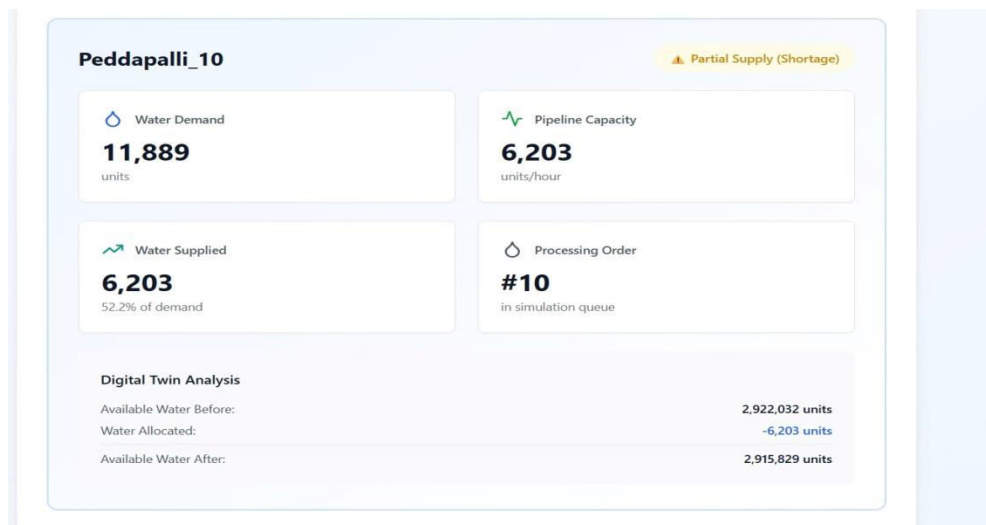


Figure 3: Digital Twin Output Showing Partial Supply (Shortage)

#### **VII. CONCLUSION**

This project presents a modern solution for urban water distribution using Digital Twin technology. It addresses common challenges such as inefficient monitoring, delayed issue detection, and water wastage. By creating a virtual model of the water system, the project enables real-time monitoring and analysis. This helps in identifying problems early and taking corrective actions quickly.

The system also reduces dependency on manual processes and improves overall efficiency. It can work with different datasets and adapt to various conditions, making it highly flexible. The results indicate that the proposed approach performs better than traditional systems in terms of accuracy and responsiveness. It also helps in reducing operational costs and improving service quality. In conclusion, the integration of Digital Twin technology with data-driven techniques offers a powerful solution for managing urban water systems effectively.

#### **VIII. FUTURE SCOPE**

There are several opportunities to enhance this system further. One possible improvement is integrating advanced technologies like Artificial Intelligence and Machine Learning for better prediction and automation. The system can also be extended to support real-time data from IoT sensors, which will improve accuracy and responsiveness. This will make it more suitable for smart city applications.

Another area of development is scalability. By using cloud computing and distributed systems, the system can handle larger datasets more efficiently. Visualization tools can also be added to provide better insights through graphs and dashboards. This will help users understand the system more easily. In the future, the system can be applied to other domains such as energy management and transportation systems, making it a versatile solution.

#### **REFERENCES**

- [1] Sun et al. (2021). "A Review of Smart Water Distribution Systems Using Digital Twin Technology".
- [2] Tao et al. (2020). "Digital Twin-Driven Smart Water Networks for Urban Water Management".
- [3] Di Nardo et al. (2022). "Smart Urban Water Distribution Management Using IoT and Digital Twin".
- [4] Zhang et al. (2023). "A Digital Twin Framework for Real-Time Monitoring of Urban Water Distribution Systems".
- [5] Pedro et al. (2022). "Digital Twin-Based Modeling for Smart Urban Water Distribution Systems".



INTERNATIONAL  
STANDARD  
SERIAL  
NUMBER  
INDIA



# INTERNATIONAL JOURNAL OF INNOVATIVE RESEARCH

IN SCIENCE | ENGINEERING | TECHNOLOGY

 9940 572 462  6381 907 438  [ijirset@gmail.com](mailto:ijirset@gmail.com)



[www.ijirset.com](http://www.ijirset.com)

Scan to save the contact details